



GTB45 TOWABLE BOOM LIFTS


Articulating Boom with A Telescopic

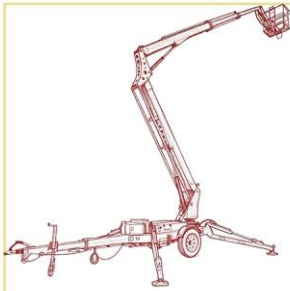


 **52' 6"** Max Working Height

 **27' 11"** Max Horizontal Outreach

 **5,071 lbs** Vehicle Weight

 **18' 1" x 5' 7" x 6' 11"** Dimension(LxWxH)



Feature

1. Articulating boom with a telescopic:

Excellent up-and-over clearance for navigating obstacles

Articulating Lower Boom:

Uses heavy-duty linkages to provide exceptional **up-and-over** clearance, easily bypassing fences, guardrails, and landscaping.

Telescopic Upper Boom:

Extends linearly for precise **horizontal outreach** and smooth, direct positioning to the target work area.

2. Easy Towing:

Effortlessly towed by a pickup or SUV, saving you professional hauling costs and time.

3. Compact & Access:

Ultra-narrow stowed width fits through standard doors and tight aisles.

4. Advanced Safety:


Anti-tipping, outrigger interlocks, and overload alarms prevent rollover accidents.

5. Auto-Leveling:

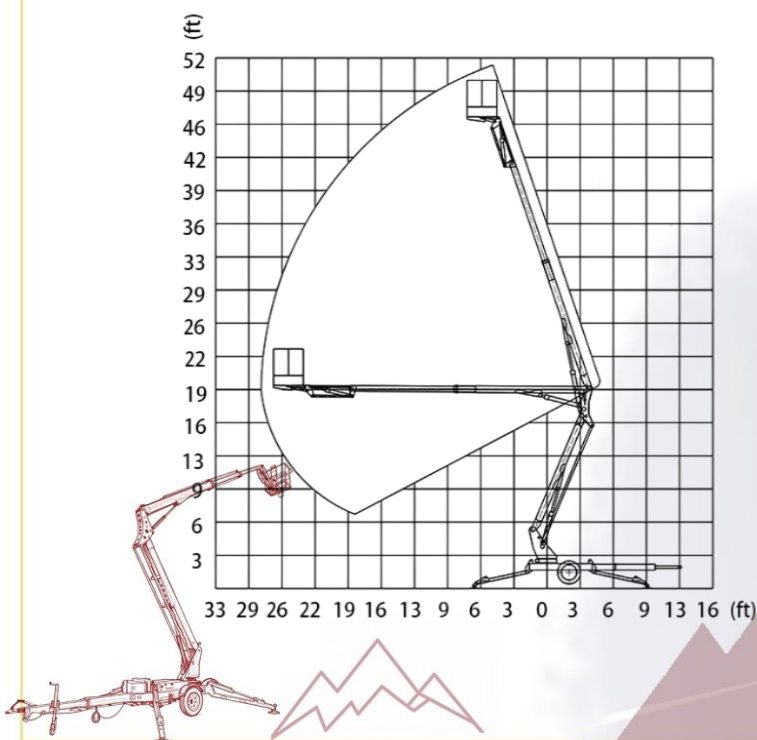
One-touch automatic outrigger leveling maximizes jobsite setup efficiency.

6. Dual-Power Options:

Flexible power configurations including Gasoline, Diesel, AC, and Battery.



Working Range Diagram



GTB45 Trailer-Mounted Boom Lift

Technical Specifications

Technical Data

Max Working Height
Max Platform Height
Max Horizontal Outreach
Rotation Angle
Platform Dimensions
Max Platform Capacity

Technical Parameter

52' 6"
45' 11"
27' 11"
359° Non-continuous
35.4" x 27.6" x 43.3"
440 lbs

Dimension(L x W x H)

18' 1" x 5' 7" x 6' 11"

Overall Outrigger Footprint

13' 9" x 14' 9"

Max Towing Speed

68 mph

Weight

5,071lbs

Power Options

Engine (diesel)

Kubota Diesel Engine

Engine (gasoline)

B&S Gasoline Engine

Electric Motor

110V / 220V AC

Battery

Lead-Acid /Lithium-ion

Manual Emergency Pump

Manual Operation

Safety Devices

- **Automatic Leveling Control**
- **Sensor of Outrigger**
- **Alarm Device**
- **Emergency Stop Button**
- **Travel / Outrigger / Boom Three-Way Interlock System**

Optional Devices

- **360°Continuous Rotation**
- **160°Platform Rotation Angle**
- **Assist Drive System**
- **Dual-Power**